



Explore
MAXUS MIFA 9

MIFA 9





**A statement of future technology
and uniqueness all at once.**

Step into a world full of opulence
where every feature crafted in sophistication.

DISTINCTIVE LUXURY



LUXURIOUS MODERN DESIGN



19" Spoke Luxury Wheels



Penetrated LED Headlamps



Integrated LED Taillights

ALL SPACIOUS CABIN

Getting immersed in the journey with big room and complete features that compliment all your luxury needs.



12.3" Center Console Screen

64-color Voice Rhythm Ambient Light

Wireless Smartphone Charger



JBL 12-speaker System




VIP Seats with Massage Feature
7 Large Seaters



Multifunction Table

TAILORED OPULENT SPACE

Feel the distinctive luxury with the leathered VIP Cabin Seats equipped with massage, reclining features, and footrests.



Deep Luggage Compartment

TRAILBLAZING TECHNOLOGY

Experience total control over everything you need, from a cozy ambience to top-tier safety.






Electric Touchscreen Adjustment Control






360° Panoramic View



Convenience

-  Remote Vehicle Control
-  Wireless Smartphone Charger
-  JBL 8-speaker System

Safety

-  Security Alarm
-  Speed Limit Information
-  Wrap-around Airbags & ISOFIX Child

NEXT GEN POWERFUL ENERGY



Charging Time (DC 30-80%)
30min

Battery Capacity
90 kWh

180 kWh
Max Power

350 Nm
Max Torque

565 km
Range (WLTP City)

E2 Architecture
High-efficiency Electric



Fast-charging



ONE PACK (CATL Cell)

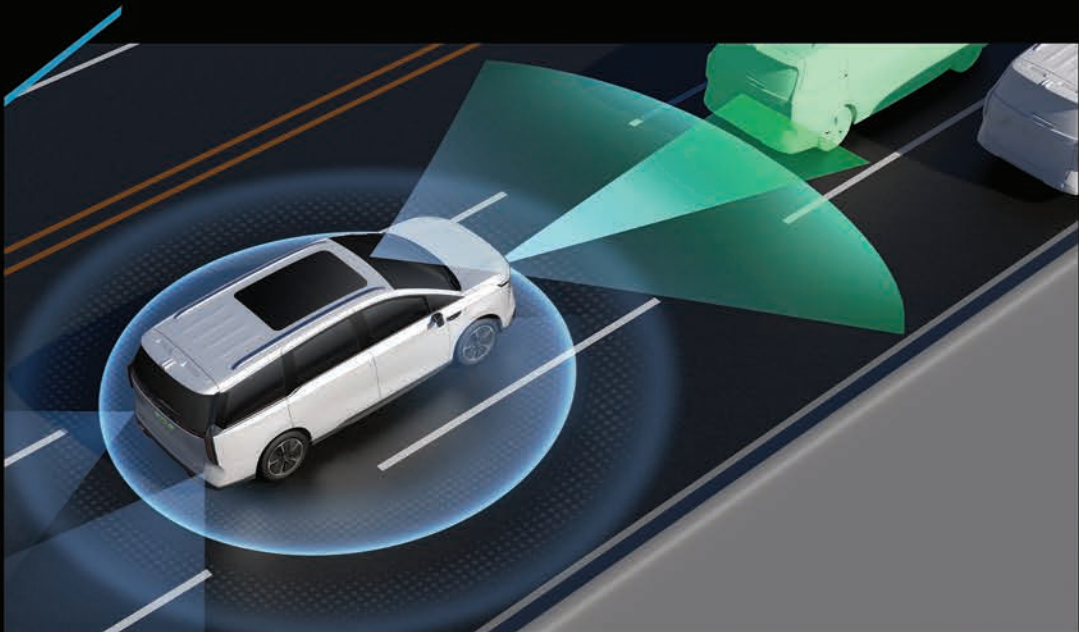


ABSOLUTE INTELLIGENT SAFETY

Comprehensive safety system to ensure your every journey.


Blind Spot Monitoring (BSM)

Blind Spot Monitoring System uses radars on both sides of the vehicle body to detect vehicles in blind spots, providing visual and audio alerts.



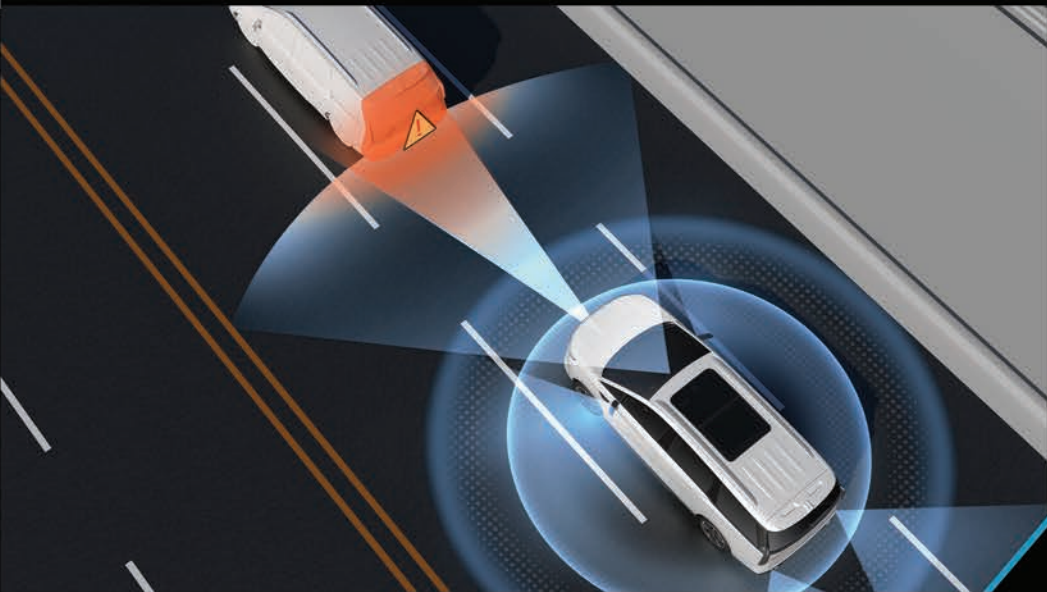
Forward Collision Warning (FCW)

Alarm on when it detects a potential collision with the vehicle in front of it via a front-facing camera.



Adaptive Cruise Control (ACC)

Adaptive Cruise Control uses radars to help your vehicle maintain the same speed as the vehicle in front.



Intelligent High-beam Control (IHC)

When the high beam is on, the camera detects oncoming vehicles up to 500m away and automatically switches to low beam to maintain clear visibility without affecting the other driver.

Autopilot L0-L5 Classification




DARING & UNIQUE

Make all eyes on you with the bespoke and statement design of MIFA 9.



Metal Black




Pearl Lustre White



Pearl Lustre White + Black Roof



Concrete Grey + Black Roof



SPECIFICATIONS

Dimensions	
Length/Width/Height (mm)	5,270 x 2,000 x 1,840
Wheelbase (mm)	3,200
Seats	7 (2 + 2 + 3)
Power Train	
Battery Capacity	90 kWh
Max. Power	180 kW
Max. Torque	350 Nm
Range (WLTP Combine)	435 km
Range (WLTP City)	565 km
OBC	AC: 11 kW ; DC: 130 kW
Charger Type	CCS2
Charging Time (AC 5-100%)	8.5 hours
Charging Time (DC 30-80%)	0.5 hours
Exterior	
Front + Rear Electric Sunroof	
Tyre 235/55R19	
Multi-strip-style Luxury Spoke	
TPMS	
Interior	
Black Interior Style	
Micro Fiber Leather Steering Wheel	
Leather + PVC	
Driver Seat 8-way Electric Adjustable & 4-way Electric Power	
Lumbar Support + Ventilation + Electrical Heating + Massage + Memory	
Co-driver Seat 4-way Electric Adjustable & 4-way Electric Power	
Lumbar Support + Ventilation + Electrical Heating + Massage	
Secondary Slip Single Seat (with Luxury Chair)	
Chamois Coated	
ISOFIX (3)	
Entertainment	
Front Screen Size (in)	7 + 12.3
Wireless Apple Carplay & Wireless Andorid Auto	
Rear USB Interface	
Bluetooth	
12 Speakers (JBL)	
64 Color Atmosphere Light	
Side Door Step Light	
Front Door Step Light	
Auto Front Wiper	
Rear Wiper	
Windows-all Power with One Touch Up and Down	
PEPS (Passive Entry & Passive Start)	
Two Smart Keys	
Comfort & Convenience	
Twin Electrical Sliding Doors	
Electrically-operated, Power-foldable and Heated Door Mirrors, Including Memory	
B-pillar Commode Handle (Full Size)	
Grey Privacy Glass	
Mobile Wireless Charging	
Auto Front & Rear Air Conditioning with Rear Abat Vent	
Vehicle to Load (6.6kW)	
Safety	
Front Airbag - Driver	
Front Airbag - Passenger	
Driver's Front & Passenger's Side Airbags + Driver's Far-side Airbag	
Airbag Curtain	
Seatbelts Reminder System (All Seats)	
Three Point Safety Belt	
Streaming Media Rearview Mirror	
Autonomous Emergency Braking	
Adaptive Cruise Control	
Lane Change Assist System	
Speed Assist System	
Intelligent Headlight Control	
Integrated Cruise Assist	
Emergency Lane Keeping Assist System	
Rear Autonomous Emergency Braking System	
Rear Collision Warning System	
Adjustable Overspeed Alarm System	
Front and Rear Radar	
Standar Tool Kit (Including Tyre Repair)	
360° View Imaging	
Others	
Warning Triangle	
Color	
Metal Black	
Pearl Lustre White	
Pearl Lustre White + Black Roof	
Concrete Grey + Black Roof	